
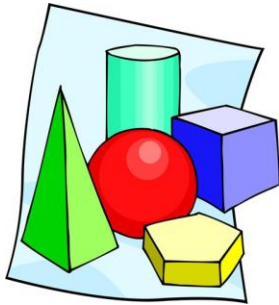


## Mathematics Year R

### Number

- Count reliably to 20.
- Count a number of objects by pointing to/moving each one as they count.
- Recognise numbers to 20.
- Order numbers 1 – 20.
- Say 1 more and 1 less than numbers to 20.
- Add and subtract two single digit numbers.
- Form all digits 0-9 correctly.
- Know the names of the days of the week in order.



**End of Year Early Years  
Foundation stage  
expectations for  
Reception**

This booklet provides information for parents' and carer's about the end of year expectations for children in our school. The National Curriculum outlines these expectations as being the minimum requirements your child must meet in order to ensure continued progress.

If you have any queries regarding the content of this booklet or want support in knowing how best to help your child, please talk to your child's teacher

### **Assessing Children's Progress against National Curriculum Objectives**

Children will be assessed against the objectives in this booklet throughout the year. Assessment happens in lots of different ways, including teachers working with children individually or in groups, as well as weekly spelling and mental Maths tests and end of unit tests.

Statutory Assessment also takes place in the following Year groups:

Year 1: Phonics Screening

Year 2: KS1 National tests in reading, spelling, grammar & punctuation. Teacher assessments in English, Maths and science

Year 6: KS2 National tests and teacher assessments in English, Maths and science


### **Reading Year R**

- Use phonic knowledge to decode regular words.
- Be secure at Phase 4 phonics.
- Read some common irregular words.
- Identify rhymes and alliteration.
- Join in with rhyming patterns.
- Read and understand simple sentences.
- Demonstrate understanding when talking with others about what they have read.
- Make basic predictions.
- Identify the start and end of a sentence.
- Know the alphabet and link letter names to the sounds they make.
- Know the difference between a capital and lower case letter.



### **Writing Year R**

- Using phonic knowledge, write simple sentences which can be read by themselves and others.
- Write name (correct capital and lower case).
- Use capital letters and full stops to demarcate sentences.
- Write clearly demarcated sentences.
- Use a correct pencil grip.
- Correct letter formation for all letters.



### **Speaking and Listening**

- Use complete sentences to explain or describe things.
- Listen carefully to what is being said and repeat this if needed.
- Know not to interrupt when someone else is saying something.
- Stand up in front of others and tell them about something that has happened to them.